

More people cycling, more often, more safely

Lilli Matson, Head of Delivery Planning
December 2011



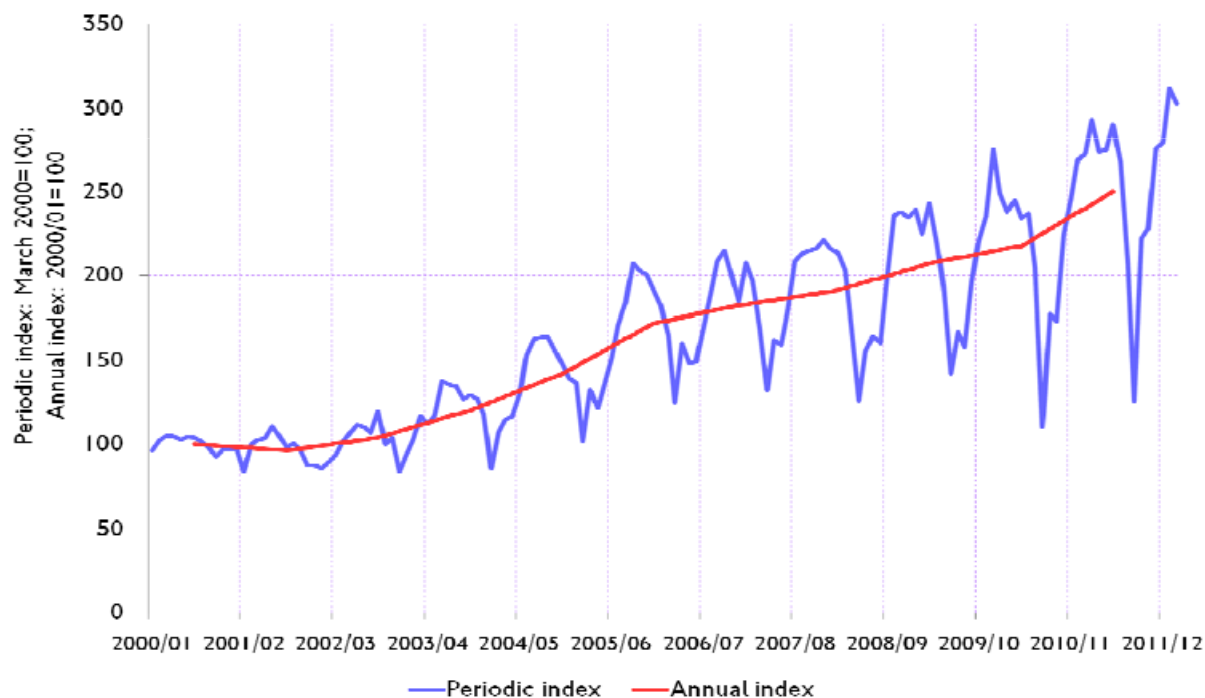
Better Routes & Places

Creating reliable, efficient, safer & healthier transport choices



Background to Cycling in London

- London has seen a 150% rise in cycling on the TLRN between 2000/01 – 2011/12



- Cycling is getting safer with an 18% reduction in cycling KSIs on London's roads since the 1994/98 baseline.

Cycle Safety Trends and Statistics

- **The rate of cycling casualties compared to cycle flow has been estimated.**
 - The rate of KSIs on the TLRN has decreased by 7% (2008 – 2010)
 - The rate of slight injuries on the TLRN has increased by 11% (2008-2010)
- **12/16 of 2011 cyclist fatalities involved a Goods vehicle, with 7 involving construction vehicles**
- **4 main collision types:**
 - Cycle and vehicle travelling alongside each other
 - Vehicle turns right into path of cyclist
 - Vehicle turns left into path of cyclist
 - Cyclist hits or swerves to avoid open door




Cycle Safety Action Plan and End of Year Review

The Cycle Safety Action Plan (CSAP) was published in March 2010 to tackle cycle safety through 9 key action areas:

- Delivering safer infrastructure
- Training and Information
- Communication
- Enforcement
- Improved regulation
- Vehicle technology
- Commercial driving and working practices
- Research and monitoring
- Partnership working

Delivery is overseen by the Cycle Safety Working Group



Reducing Conflicts with HGVs



- HGV Onboard Sensor Technology

<http://www.tfl.gov.uk/microsites/freight/documents/publications/hgv-cycle-safety-procurement-guide.pdf>

- CPC Driver Training

- Safe London Driving (SLD)
- Safe Urban Driving (SUD)

- Retro-fitting side guards on construction vehicles



- Freight Transport Association's Cycle Safety Code

http://www.fta.co.uk/export/sites/fta/galleries/downloads/cycling/fta_cycling_code.pdf


Better Routes & Places

Creating reliable, efficient, safer & healthier transport choices



Education Campaigns

- The ‘Look Out for Cyclists’ Cycle Safety Campaign is aimed at motorised road users including HGVs .
- ‘12 Tips for Safer Cycling’
- Cycle Training:
 - Adult cycle training increased by 42% between 2008/09 and 2010/11
- HGV cycle safety campaign and Exchanging Places events



Infrastructure

- 390 junctions were improved on the TLRN between 2008/09-2010/11
- Improving provision for cyclists at road works
- Improving Road Maintenance
- Barclays Cycle Superhighways
- Reduced stop line set backs trial
- Trixi mirrors



Safety and Cycle Hire

Cycle Hire and Collisions

- Between July 2010 and August 2011 cycle hire bicycles were involved in 35 slight collisions and 6 in serious collisions.

Cycle Hire Safety Marketing Activity

- The Code of Conduct
- Animated Safety Video
- Cycle Hire Road Show
- Emails to Members
- Volunteer Programme for Launches



Looking forward to 2012

1. New cycle safety campaigns aimed at encouraging mutual respect amongst all road users
2. Review of junction schemes planned for the TLRN and of all Cycle Superhighway junctions
3. Review of the operation of construction vehicles on London's roads



Any Questions?

Better Routes & Places

Creating reliable, efficient, safer & healthier transport choices

