

Motorcycles in bus lanes interim report: London TravelWatch

By Josh Martin

29 September 2009

MAYOR OF LONDON

Transport for London



Agenda

- **London TravelWatch correspondence**
- **Interim Report**
- **Feedback and future engagement**
- **Questions and Answers**



London TravelWatch correspondence

‘Members asked to be assured that any decision is made on the basis of the evidence being gathered as part of the trial so that stakeholders can make fully informed comments’



London TravelWatch correspondence

- 1. What are the road safety implications for all road users?**
- 2. Does the introduction of motorcyclists into bus lanes deter cyclists and pedestrians?**
- 3. What is the impact on bus performance?**



Interim Report

Primary evaluation criteria

- Casualty/collision rates for 28 routes in the trial subject to detailed monitoring against 28 control routes
- Casualty/collision numbers for all routes in the trial



Interim Report

Secondary evaluation criteria

- Cycle usage in the trial routes against the control
- Motorcycle usage in the trial routes against the control
- Bus journey times



Interim Report

Secondary evaluation criteria

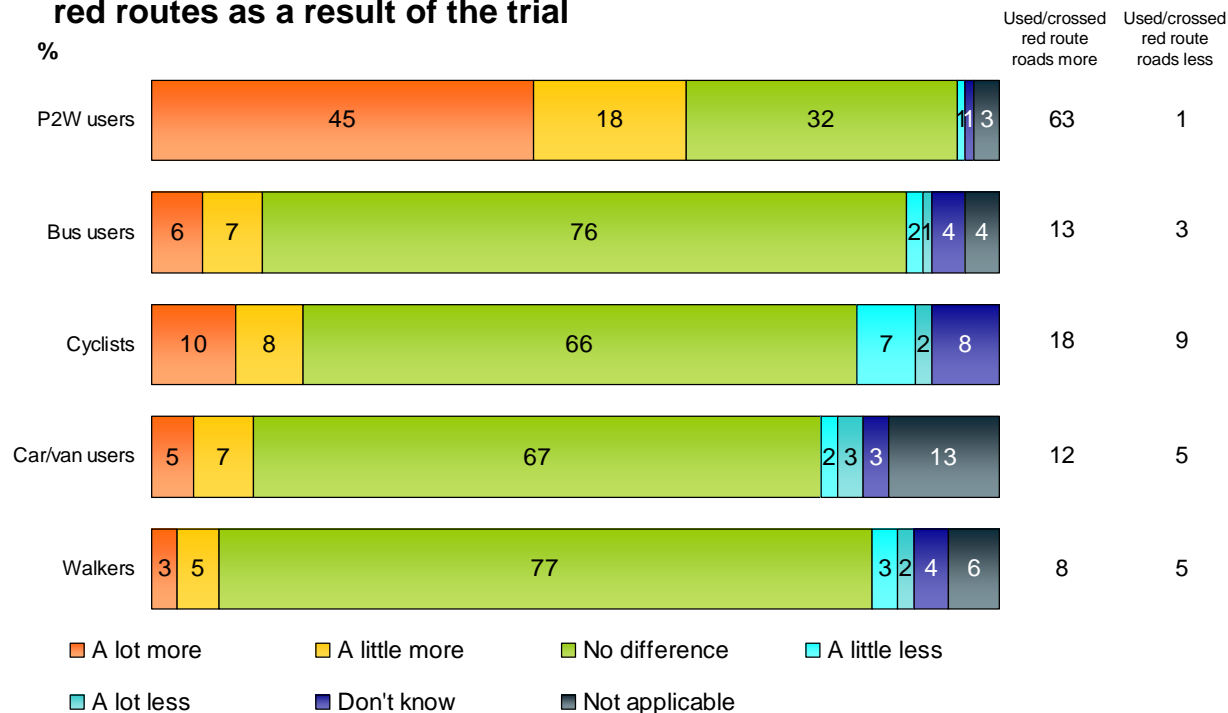
- Stakeholder views
- Formal objections
- Feedback from the public
- Attitudinal research



Interim Report

Attitudinal research

Chart 4b – Whether transport modes were used more or less on red routes as a result of the trial



Base: Those aware of the trial who are also...P2W users (n=264 including boost) / Bus users (n=956) / Car/van users (n=917) / Cyclists (n=268) / Walkers (n=1223)

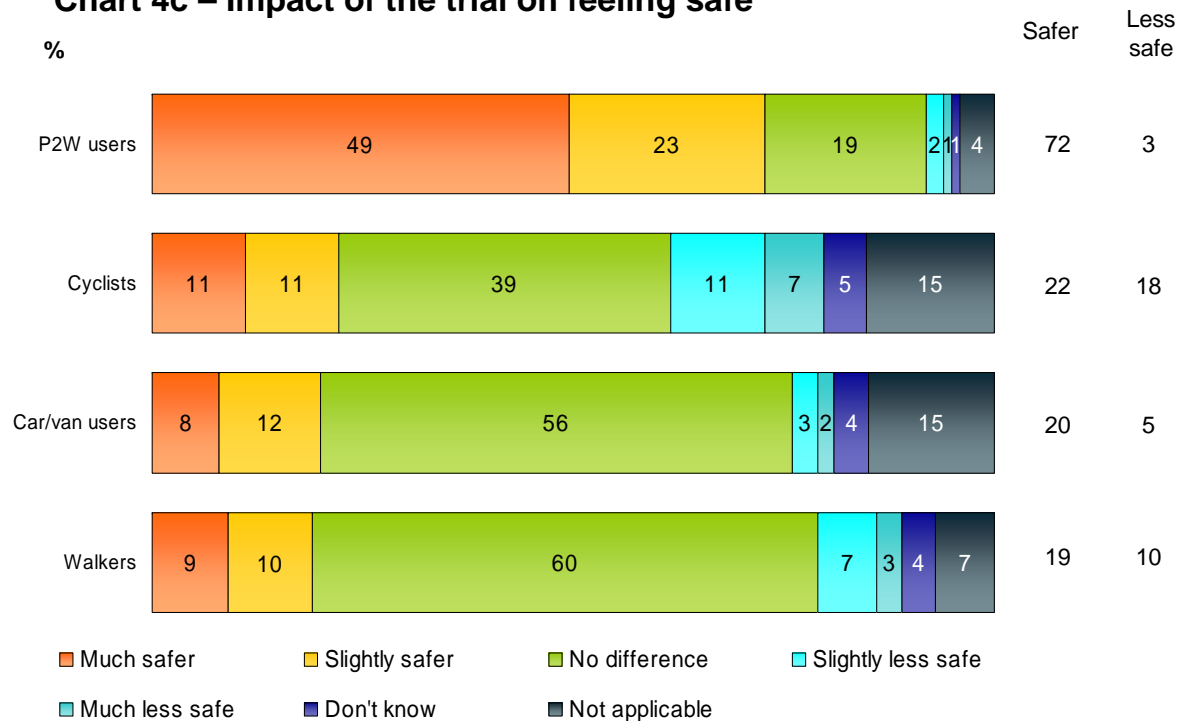
Source: QP2 – Would you say that, as a result of the trial, you have ridden a motorbike, moped or scooter / travelled by bus / driven / cycled on red route roads...? / crossed red routes on foot...?



Interim Report

Attitudinal research

Chart 4c – Impact of the trial on feeling safe



Base: Those aware of the trial who are also...P2W users (n=264 including boost) / Car/van users (n=917) / Cyclists (n=268) / Walkers (n=1223)

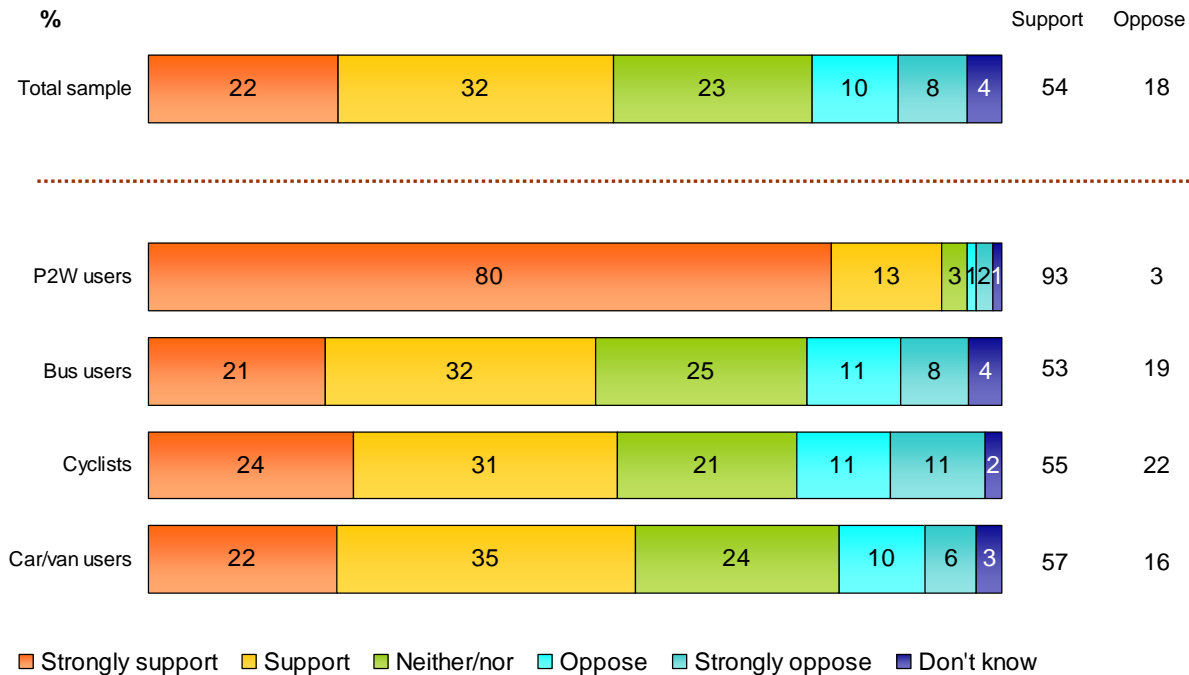
Source: QP3 – As a result of the trial, when you have ridden a motorbike, moped or scooter / driven / cycled / crossed a red route as a pedestrian, have you felt...?



Interim Report

Attitudinal research

Chart 4d – Support for motorcycles using red route bus lanes



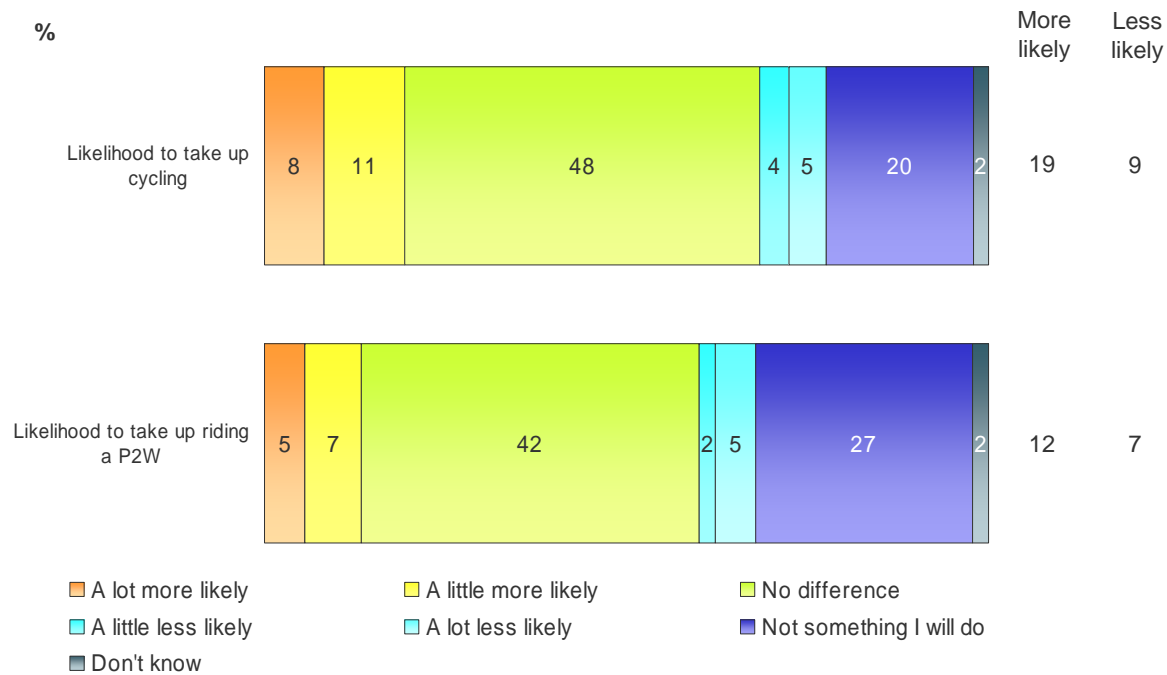
Base: Total Main sample (n=2012); P2W users including top-up (n=264); Car/van users (n=1489); Cyclists (n=386); Bus users (n=1708)
 Source: QP4 – Overall, what is your attitude to motorcycles being allowed to use red route bus lanes?



Interim Report

Attitudinal research

Chart 5a – Expected impact on future behaviour: non-cyclists and non-users of P2W's



Base: Main sample - Non-cyclists (n=1626); Non-P2W users (n=1957)

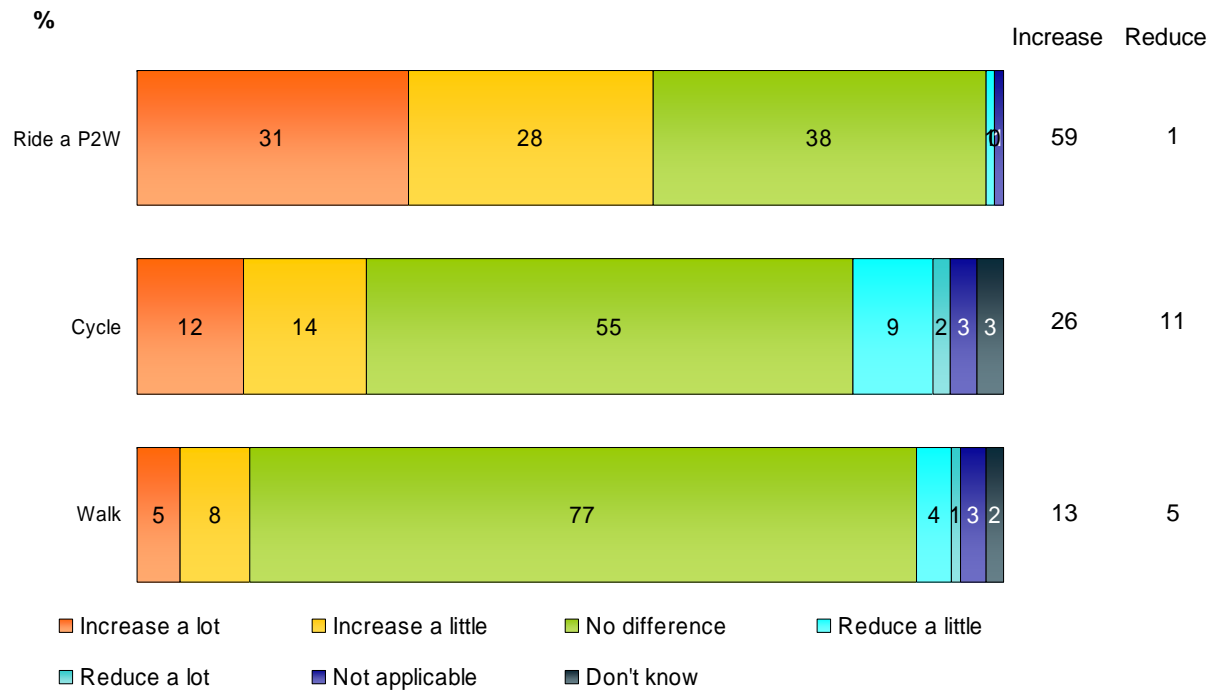
Source: QP5a – If the trial were to become permanent, what impact do you think would this have on the likelihood that you will take up cycling / riding a motorbike, moped or scooter? Compared to the likelihood that you would have done so before the trial, would it make you...to take up cycling / riding a motorbike, moped or scooter?



Interim Report

Attitudinal research

Chart 5b – Expected impact on future behaviour: current cyclists, P2W's users and walkers.



Base: Main sample - Cyclists (n=386); P2W users (n=264 including boost); Walkers (n=2012)

Source: QP5b – If the trial were to become permanent, what impact do you think would this have on the frequency with which you ride a motorbike, moped or scooter / cycle / walk in London, compared to the frequency before the trial; would it...?



Feedback and future engagement

- Upcoming meetings:
 - Feedback on the interim report
 - A regular cycling group looking at major projects



Questions and Answers

